

VIRGINIA STANDARDS OF LEARNING

Spring 2008 Released Test

# GRADE 4 READING

---

Form R0118, CORE 1

**Property of the Virginia Department of Education**

©2008 by the Commonwealth of Virginia, Department of Education, P.O. Box 2120, Richmond, Virginia 23218-2120. All rights reserved. Except as permitted by law, this material may not be reproduced or used in any form or by any means, electronic or mechanical, including photocopying or recording, or by any information storage or retrieval system, without written permission from the copyright owner. Commonwealth of Virginia public school educators may reproduce any portion of these released tests for non-commercial educational purposes without requesting permission. All others should direct their written requests to the Virginia Department of Education, Division of Student Assessment and School Improvement, at the above address or by e-mail to [Student\\_Assessment@doe.virginia.gov](mailto:Student_Assessment@doe.virginia.gov).



**Directions**

Read the passage. Then read each question about the passage and choose the best answer. Fill in the circle on your answer document for the answer you have chosen.

**SAMPLE A**

**Aunt Jackie’s Ring**

- 1 For Mary’s birthday, her aunt gave her a ring that was more than 100 years old. “Take good care of it,” her aunt warned. She did just that until one day Mary looked down at her hand and noticed the ring was gone.
- 2 “Aunt Jackie is going to be so disappointed in me,” thought Mary. Then Mary remembered she put the ring in her pocket when she washed her hands at the sink. “Thank goodness!” Mary said to herself. After that, she never took off Aunt Jackie’s ring again.

**This story is mostly about —**

- A** a normal day
- B** Mary’s aunt
- C** a special ring
- D** Mary’s birthday

**Directions**

You do not need to read a passage to answer the following question. Read and answer the question.

**SAMPLE B**

**Read this sentence.**


**“Mrs. Johnson is my favorite teacher, and I really enjoy her class,” Mario told his mother.**

**In this sentence, the word enjoy means —**

- F** like
- G** hear
- H** notice
- J** save

**Directions: Read the story and answer the questions that follow.**

### **A Job for Maria**



- 1 Maria stared through the window at the book on display and sighed. It cost more money than she had, and Mom said she would have to earn the money herself to buy such an expensive book. Walking quickly, she set off to find a job around the neighborhood. It couldn't be that hard, could it?
- 2 It could! Her first thought was to mow lawns. Everyone she asked told her, "Sorry, but Marcus Jones mows our lawn."
- 3 Her next idea was babysitting. Her mother reminded her that a fourth-grader would probably not be able to get a job babysitting. Most parents asked a high school girl in their neighborhood to care for their children.
- 4 Disappointed but still determined, Maria next thought about collecting cans for recycling. Unfortunately for Maria, the local Girl Scout troop already collected cans in the neighborhood every week.
- 5 Maria sat at the kitchen table with her chin in her hands. Her mom came in and asked, "How's the job hunt going?"
- 6 Maria sighed and said, "Not good—there's nothing left for me to do."
- 7 Her mom smiled as she explained, "Well, I have an idea. You know Ms. Branson down the street?"

- 8 Maria nodded slowly. Everyone knew Ms. Branson. She lived alone with her dogs. Kids said she was at least one hundred years old and that she yelled at anyone knocking on her door. Even the Girl Scouts didn't ask her for cans.
- 9 Mom continued, "Well, she's broken her hip and can't walk much. She has a nurse stay with her during the day, but she needs someone to walk her dogs in the morning and again in the evening. I know you like animals. I told her you might be interested in the job."
- 10 Maria didn't just like dogs, she adored dogs, but walking into Ms. Branson's house would be scary. She wanted a job, but could she work for a person like Ms. Branson? Her mom sensed she was uneasy and added, "I'll come with you the first time."
- 11 Feeling relieved that her mom was coming, Maria agreed to give it a try. That evening, Ms. Branson didn't yell once. In fact, she had a plate of cookies set out for her! Ms. Branson's dogs were well-behaved and excited to see Maria.
- 12 Maria took the dogs for their first walk. When Maria brought the dogs back, they licked her cheeks. She laughed and knew she had finally found the right job.

**1 Which of these is the *best* summary for this story?**

- A** Maria earns money to buy a book by working for Ms. Branson.
- B** Maria's mother always knows what is best for Maria.
- C** Maria decides to walk dogs for Ms. Branson.
- D** Maria's mother finds Maria a job.

**2 When Maria sighs in paragraph 6, she is feeling —**

- F** bored
- G** pleased
- H** disappointed
- J** certain

**3 In paragraph 8, Ms. Branson is described as —**

- A** curious
- B** mean
- C** ashamed
- D** uneasy

**4 In paragraph 10, why does Maria’s mom offer to go with her to Ms. Branson’s house?**

- F** She worries Maria is too young.
- G** She thinks Maria is afraid of dogs.
- H** She feels Maria is uncomfortable.
- J** She knows Maria will get lost.

**5 In paragraph 11, what does Maria discover about Ms. Branson?**

- A** She is as mean as everyone says.
- B** She is wise and peaceful.
- C** She is as loud as everyone says.
- D** She is kind and thoughtful.

**6 As it is used in paragraph 11, what does the word relieved mean?**

- F** rested
- G** comforted
- H** rushed
- J** corrected

**7 If the author included information about where Maria took the dogs for a walk, in which paragraph would it *best* fit?**

- A** 9
- B** 10
- C** 11
- D** 12

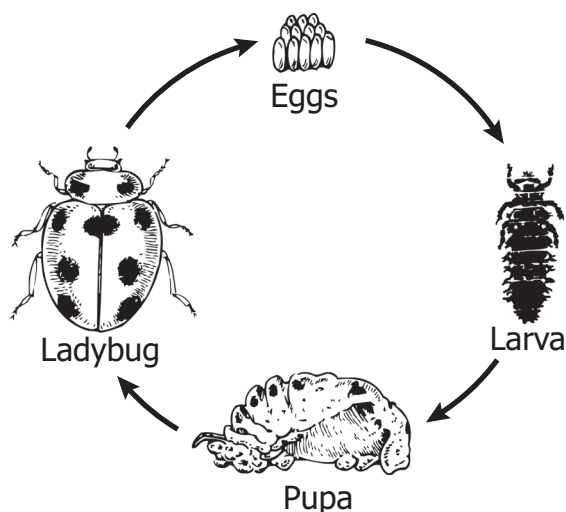
**8 After the story, what will Maria do next?**

- F** Take Ms. Branson to the store
- G** Collect cans in the neighborhood
- H** Help Marcus Jones mow lawns
- J** Buy the book in the window

**Directions: Read the article and answer the questions that follow.**

## Ladybug to the Rescue

- 1 A hundred years ago, harmful insects were killing fruit trees in California. The farmers tried to get rid of the pests, but nothing seemed to work. They were ready to give up when a scientist visiting Australia noticed that ladybugs ate damaging bugs. The scientist sent the farmers a few hundred ladybugs. The ladybugs ate all the pests. The farmers' lime, orange, and peach trees were saved.
- 2 Farmers still use ladybugs today to help guard their crops from being eaten by harmful insects. A ladybug has a very big appetite. One ladybug can eat five thousand pests during its lifetime.



### Life Begins

- 3 A ladybug begins as a tiny egg. A mother ladybug can lay about one thousand eggs under a leaf. When the eggs hatch, the larvae are thin and bumpy. They are black with red spots. A larva spends most of its time eating. Before long, the growing larva finds a quiet spot. Its skin becomes dry and hard, protecting it like a cocoon, in the pupa stage.
- 4 In the pupa, the larva changes from a thin, bumpy insect to a round one with wings and a bright-colored shell. Many ladybugs are red, although some are orange, yellow, or pink. Most ladybugs have spots. Some can have stripes, while others may have no spots or stripes!

### Survival Tricks

- 5 The ladybug's bright color also helps it survive. When birds see these bright red bugs, they stay away because they know ladybugs taste bad. Ladybugs know another survival trick too. If a snake passes by, a ladybug will roll over onto its back. It pretends to be dead!
- 6 In the fall, ladybugs crawl under leaves to hibernate. Sometimes large groups of ladybugs gather together. They sleep through the winter.
- 7 In the spring, the hungry ladybugs wake up. They fly away to hunt for harmful bugs. Ladybugs fly to our rescue again!



**9 Another word for damaging as it is used in paragraph 1 is —**

- A** difficult
- B** harmful
- C** hunting
- D** surviving

**10 Which question does paragraph 6 answer?**

- F** In which month do ladybugs wake up?
- G** What colors can ladybugs be?
- H** When do ladybugs sleep a long time?
- J** How many eggs does a ladybug lay?

**11 Which question is answered under the heading “Survival Tricks”?**

- A** Do all ladybugs have red shells with black spots?
- B** Why will birds not eat ladybugs?
- C** How many pests can a ladybug eat?
- D** Are ladybugs born with wings and spots?

**12 When the ladybug leaves the pupa, it will —**

- F** be thin and bumpy
- G** go to lime trees
- H** have wings and a shell
- J** hide from snakes

**13 The author *most likely* wrote this article to —**

- A** tell how ladybugs are born
- B** explain how ladybugs help people
- C** describe the colors of ladybugs
- D** report why ladybugs eat so much

**14 Which sentence is an *opinion* about ladybugs?**

- F** Ladybugs eat insects that destroy crops.
- G** Larvae are thin and bumpy.
- H** Ladybugs have beautifully colored shells.
- J** Some farmers use ladybugs to keep fruit trees safe.

**15** This article would *most likely* be found in a —

- A** travel section of a newspaper
- B** letter to parents
- C** book of funny stories
- D** children’s science magazine

**16** If the author added information about the kinds of pests ladybugs eat, in which paragraph would it *best* fit?


- F** 2
- G** 3
- H** 6
- J** 7

**17** Which resource would *best* be used to find the definition of “pupa”?

- A** A magazine
- B** An atlas
- C** A thesaurus
- D** A glossary

**Directions: Read the story and answer the questions that follow.**

## Lost and Found



- 1 Becky's family was having a barn raising. Neighbors from all over had come to help her father build a new barn. Even the children had jobs to do. Becky's job was bringing drinking water from the stream to the workers. "Now, mind the ladle, Becky," Papa told her as he gave her the long-handled cup for dipping. "It is the only one we have."
- 2 All morning Becky had carried the heavy bucket back and forth to the stream. Now she stood in the tall grass on the hill behind the barn. It was almost noon, and the sun was hot. She wanted to feel cool air rush against her face. She gripped the empty bucket and gathered her skirt. She heard the ladle rattle as she dashed down the hill.
- 3 Becky laughed with delight as she reached the stream and started to fill the bucket. Suddenly she stopped. The ladle was gone! She searched nearby but with no luck. Becky sighed with despair and thought of Papa's words. He would have to go to town in the wagon to buy a new ladle. Worst of all, there was no ladle to serve water to dozens of thirsty workers.
- 4 Then Becky remembered how the ladle clattered in the bucket as she ran. It must have fallen out. She gave the hill a hopeful look, but then her shoulders drooped. She would never find anything in the thick grass that grew there. Then she had an idea . . .
- 5 She found some of her friends setting the table for the afternoon meal. "I need you!" she told them. More friends were helping workers at the barn. They came running when Becky called them.
- 6 Becky explained what happened. "I need you to help me find the ladle," she said.

- 7 Becky and her friends stood side by side and formed a long line. Slowly they walked down the hill to the stream. They paced through the tall grass, stepping carefully as they searched the ground around them. Suddenly a boy hit something metal with his toe. "I found it!" he cried. He grinned and held up the missing ladle.
- 8 "Thank you!" Becky smiled. "We did it together!" She took the ladle and washed it off in the stream.
- 9 When the children returned, the men were using long, wooden poles to raise the walls of the barn.
- 10 Becky carried the bucket over to them. "Water, anyone?" she asked. Carefully she raised her arm and lifted the ladle up to the workers.

**18 Read this sentence from paragraph 1.**

**"Now, mind the ladle, Becky," Papa told her as he gave her the long-handled cup for dipping.**

**Which meaning of the word mind is used in this sentence?**

- F** look after
- G** obey
- H** listen to
- J** think

**19 The author includes paragraph 3 in the story to —**

- A** describe the characters
- B** amuse the readers
- C** present the problem
- D** predict the ending

**20 Read this sentence from paragraph 4.**

**Then Becky remembered how the ladle clattered in the bucket as she ran.**

**This sentence appeals to the reader’s sense of —**

- F** hearing
- G** touch
- H** sight
- J** smell

**21 Read this sentence from paragraph 7.**

**He grinned and held up the missing ladle.**

**Which word means the opposite of grinned?**

- A** laughed
- B** gleamed
- C** argued
- D** frowned

**22 Becky is alone when she goes to get water because the other children —**

- F** listen to her father's words
- G** think it is too far to walk
- H** want to stay inside on a hot day
- J** have their own chores to do

**23 Becky lost the ladle when she —**

- A** played in the barn
- B** dropped it in the stream
- C** rushed down the hill
- D** showed it to her friends

**24 What happens right after Becky's friend finds the ladle?**

- F** Becky hurts her toe after she runs into the ladle.
- G** Becky offers the workers a drink from the ladle.
- H** Becky washes the ladle in the water.
- J** Becky hangs the ladle on a wooden pole.

**25 Which sentence helps the reader know that Becky was hot from working?**

- A** Becky's family was having a barn raising.
- B** Now she stood in the tall grass on the hill behind the barn.
- C** She wanted to feel cool air rush against her face.
- D** Carefully she raised her arm and lifted the ladle up to the workers.

**26 The author *most* likely wrote this story in order to —**


- F** describe how to use a ladle
- G** tell how a girl works out a problem
- H** show how some families gather water
- J** explain the meaning of barn raising



**Go to the next  
page and continue  
working.**

**Directions: Read the article and answer the questions that follow.**

## **A Painting Full of Fun**



“Children’s Games” by Pieter Bruegel. Used by permission of Kunsthistorisches Museum.

- 1 Pieter Bruegel was a famous artist who lived in Europe five hundred years ago. He is well known for a painting called *Children’s Games*. People like this painting because it is bursting with fun. It shows how children in Pieter’s time amused themselves in a variety of ways. In all, there are about eighty games being played in the painting.
- 2 *Children’s Games* shows a busy street scene in a town long ago. There is a stream flowing around the edge of the town, and the street is a wide and open space. There are no cars, just horses and buggies, so there is plenty of room to play. There are about two hundred children in the painting. Some play in groups and others play alone. Many of the games in the painting date back to ancient times, and some of the games are still played today.
- 3 Children may know games like leapfrog, tug of war, and follow the leader, but what about tag, king of the hill, and hopscotch? These games are often played outdoors. Stop and think about the happy children in the painting. They seem to be enjoying their freedom in the fresh air and their games.

- 4 The games in the painting do not require children to spend money on extra materials. Instead, they use simple everyday objects like hats and sticks. A game might call for a hoop, a rope, a spinning top, some chalk, or even a barrel. Some games are played without any toys at all. For instance, one scene in the painting shows children turning somersaults inside the fence.
- 5 Even though Pieter Bruegel lived a long time ago, children today can learn an important lesson from what he painted. The painting shows us how little we need in order to enjoy ourselves. All children really need is one another. It's not the toys or games that are found on store shelves that create fun. Using our imagination can do this for us.

**27 The author included paragraph 1 to describe the —**

- A** games that people once played
- B** person who painted the picture
- C** jobs that people had in towns
- D** river that once flowed through towns

**28 Which question does paragraph 1 answer?**

- F** What kind of games did Pieter like?
- G** What other paintings did Pieter paint?
- H** How many people are shown in *Children's Games*?
- J** Why do people enjoy the painting *Children's Games*?

29 Read this sentence from paragraph 2.

*Children's Games* shows a busy street scene in a town long ago.

Which word sounds like scene but is spelled in a different way and has a different meaning?

- A scent
- B seam
- C seen
- D since

30 Which sentence from this article *best* supports the idea that the picture is full of action?

- F He is well known for a painting called *Children's Games*.
- G In all, there are about eighty games being played in the painting.
- H Stop and think about the happy children in the painting.
- J The painting shows us how little we need in order to enjoy ourselves.

**31 A student asks this question about the article.**

**Where do the children have room to play?**

**Which paragraph from the article answers this question?**

- A** 2
- B** 3
- C** 4
- D** 5

**32 What does Pieter’s painting show about children five hundred years ago?**

- F** They found simple materials for their games.
- G** They played with barrels in most of their games.
- H** They spent most of their time playing indoor games.
- J** They liked to include pets in their games.

**33** A student made this list after reading the article.

<input type="radio"/>	
	<i>Hats</i>
	<i>Sticks</i>
	<i>Hoop</i>
<input type="radio"/>	<i>Rope</i>
	<i>Chalk</i>
	<i>Barrel</i>

**Which of these is the *best* heading for this list?**

- A** A Child's Collection
- B** Equipment for Fun
- C** A Group at Play
- D** Rules of the Game

**34** According to the information in this article, which sentence is a *fact*?

- F** *Children's Games* is exciting and full of fun.
- G** Pieter was an excellent artist.
- H** The games in the painting are easy to play.
- J** Pieter lived in Europe five hundred years ago.

**35 Which guide words would appear on a dictionary page containing the word "enjoy"?**

- A** echo – eighty
- B** effort – either
- C** elbow – enter
- D** elephant – emotion



**Answer Key-4061-R0118**

<b>Test Sequence Number</b>	<b>Correct Answer</b>	<b>Reporting Category</b>	<b>Reporting Category Description</b>
1	A	002	Demonstrate comprehension of printed materials
2	H	002	Demonstrate comprehension of printed materials
3	B	002	Demonstrate comprehension of printed materials
4	H	002	Demonstrate comprehension of printed materials
5	D	002	Demonstrate comprehension of printed materials
6	G	001	Use word analysis strategies and information resources
7	D	002	Demonstrate comprehension of printed materials
8	J	002	Demonstrate comprehension of printed materials
9	B	001	Use word analysis strategies and information resources
10	H	002	Demonstrate comprehension of printed materials
11	B	002	Demonstrate comprehension of printed materials
12	H	002	Demonstrate comprehension of printed materials
13	B	002	Demonstrate comprehension of printed materials
14	H	002	Demonstrate comprehension of printed materials
15	D	001	Use word analysis strategies and information resources
16	F	002	Demonstrate comprehension of printed materials
17	D	001	Use word analysis strategies and information resources
18	F	001	Use word analysis strategies and information resources
19	C	002	Demonstrate comprehension of printed materials
20	F	002	Demonstrate comprehension of printed materials
21	D	001	Use word analysis strategies and information resources
22	J	002	Demonstrate comprehension of printed materials
23	C	002	Demonstrate comprehension of printed materials
24	H	002	Demonstrate comprehension of printed materials
25	C	002	Demonstrate comprehension of printed materials
26	G	002	Demonstrate comprehension of printed materials
27	B	002	Demonstrate comprehension of printed materials
28	J	002	Demonstrate comprehension of printed materials
29	C	001	Use word analysis strategies and information resources
30	G	002	Demonstrate comprehension of printed materials
31	A	002	Demonstrate comprehension of printed materials
32	F	002	Demonstrate comprehension of printed materials
33	B	002	Demonstrate comprehension of printed materials
34	J	002	Demonstrate comprehension of printed materials
35	C	001	Use word analysis strategies and information resources



### Grade 4 Reading, Core 1

If you get this many items correct:	Then your converted scale score is:
0	000
1	136
2	182
3	210
4	231
5	248
6	262
7	275
8	286
9	297
10	307
11	316
12	325
13	334
14	342
15	350
16	358
17	366
18	374
19	382
20	390
21	398
<b>22</b>	<b>406</b>
23	415
24	423
25	433
26	442
27	453
28	464
29	477
30	491
<b>31</b>	<b>507</b>
32	528
33	556
34	600
35	600