

VIRGINIA STANDARDS OF LEARNING

Spring 2008 Released Test

GRADE 6 MATHEMATICS

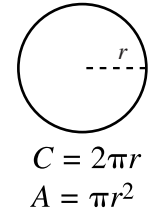
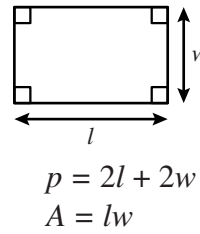
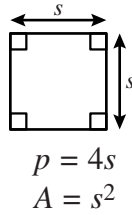
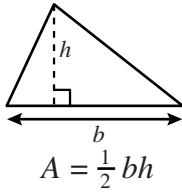
Form M0118, CORE 1

Property of the Virginia Department of Education

©2008 by the Commonwealth of Virginia, Department of Education, P.O. Box 2120, Richmond, Virginia 23218-2120. All rights reserved. Except as permitted by law, this material may not be reproduced or used in any form or by any means, electronic or mechanical, including photocopying or recording, or by any information storage or retrieval system, without written permission from the copyright owner. Commonwealth of Virginia public school educators may reproduce any portion of these released tests for non-commercial educational purposes without requesting permission. All others should direct their written requests to the Virginia Department of Education, Division of Student Assessment and School Improvement, at the above address or by e-mail to Student_Assessment@doe.virginia.gov.

Grade 6 Mathematics Formula Sheet

Geometric Formulas



Pi

$$\pi \approx 3.14$$

$$\pi \approx \frac{22}{7}$$

Abbreviations

milligram	mg
gram	g
kilogram	kg
milliliter	mL
liter	L
kiloliter	kL
millimeter	mm
centimeter	cm
meter	m
kilometer	km
square centimeter	cm ²
cubic centimeter	cm ³

ounce	oz
pound	lb
quart	qt
gallon	gal.
inch	in.
foot	ft
yard	yd
mile	mi.
square inch	sq in.
square foot	sq ft
cubic inch	cu in.
cubic foot	cu ft

area	A
perimeter	p
circumference	C

year	yr
month	mon
hour	hr
minute	min
second	sec

Directions

Read each question and choose the best answer. Then fill in the circle on your answer document for the answer you have chosen.

SAMPLE

Which is less than 1.064?

- A** 1.159
- B** 1.059
- C** 1.171
- D** 1.071

1 $0.07 \overline{)1.771}$

- A 0.253
- B 2.53
- C 25.3
- D 253

2 Look at the table.

**Decibel Levels of
Different Sounds**

Sound	Level (decibels)
Leaf falling	5.3
Person shouting	65.4
Thunder	100.0

The sound of an airplane taking off is about 2.2 times louder than a person shouting. Which is the best estimate of the decibel level of an airplane taking off?

- F 100
- G 140
- H 200
- J 340

3 Tim mails two boxes of cookies to friends. One box weighs $1\frac{3}{4}$ pounds, and the other weighs $2\frac{2}{3}$ pounds. What is the total weight of the two boxes?

A $2\frac{1}{7}$ pounds

B $3\frac{5}{12}$ pounds

C $3\frac{5}{7}$ pounds

D $4\frac{5}{12}$ pounds

4 Lisa is having a meeting at her house. There are 48 members at the meeting. She estimates each member will drink 32 ounces of punch. Each bottle of punch contains 64 ounces. Which is the best estimate for the number of bottles of punch Lisa needs to buy?

F 5

G 15

H 25

J 35

- 5 Sandra wants to buy 2 gallons of detergent. The table shows the sale price of four different brands of detergent.

Detergent Sale Prices

Detergent	Quantity	Sale Price
Ultra Clean	1 gallon	\$6.50
Fresh All	$\frac{1}{2}$ gallon	\$2.00
Mega Wash	$\frac{1}{2}$ gallon	\$3.10
No More Stains	2 gallons	\$12.00

Which of the following is the *least* expensive way for Sandra to buy 2 gallons of detergent?

- A Buying 4 bottles of Fresh All
 - B Buying 4 bottles of Mega Wash
 - C Buying 2 bottles of Ultra Clean
 - D Buying 1 bottle of No More Stains
-
- 6 Every week Sam saves \$1.00 on Monday and \$2.50 on Friday. If this is his total weekly savings, how many weeks would it take him to save enough to buy a \$49 wireless phone?
- F 7 weeks
 - G 14 weeks
 - H 46 weeks
 - J 52 weeks

7 $1\frac{5}{6} - \frac{1}{3} =$

A $1\frac{1}{6}$

B $1\frac{1}{3}$

C $1\frac{1}{2}$

D $2\frac{1}{3}$

8 Risa drank $\frac{5}{8}$ glass of lemonade. Fola drank $\frac{1}{4}$ glass of lemonade. If the glasses held the same amount of lemonade, how much more did Risa drink than Fola?

F $\frac{1}{8}$ glass

G $\frac{3}{8}$ glass

H $\frac{1}{2}$ glass

J $\frac{3}{4}$ glass

9 Look at the table.

**Team's Weekly
Running Schedule**

Day	Distance Run (miles)
Sun.	0
Mon.	$2\frac{1}{2}$
Tue.	3
Wed.	$2\frac{1}{2}$
Thu.	3
Fri.	$2\frac{1}{2}$
Sat.	10

What is the *total* distance the team will run in 4 weeks?

- A $23\frac{1}{2}$ miles
- B 47 miles
- C $70\frac{1}{2}$ miles
- D 94 miles

10 Look at the menu.

<i>Dinners</i>	
<i>Taco Plate</i> \$6.99 Includes 2 tacos, rice, and beans	<i>Fajita Plate</i> \$7.99 Includes tortillas, beef, sour cream, cheese, rice, and beans
<i>Sides</i>	
<i>Taco</i>\$2.79 each <i>Rice</i>\$1.69 <i>Beans</i>\$1.69 <i>Tortillas</i>\$0.99 for 2	

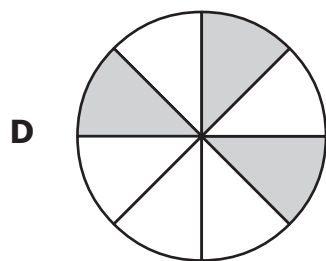
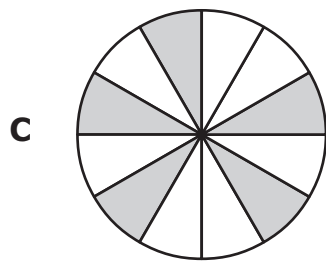
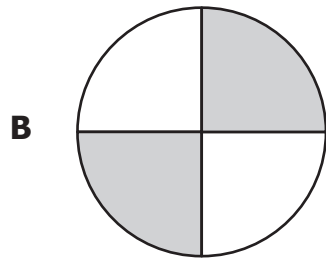
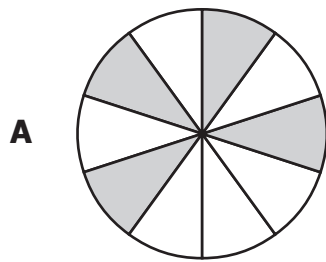
Which is the best estimate of the difference between the cost of buying the Taco Plate dinner and the cost of buying rice, beans, and 2 tacos as sides?

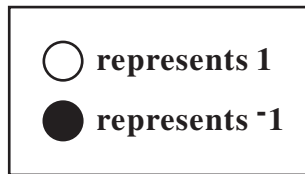
- F \$2
- G \$5
- H \$7
- J \$10

**Do not turn
the page until
you are told.**

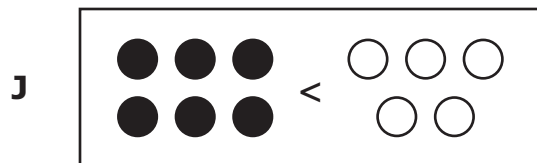
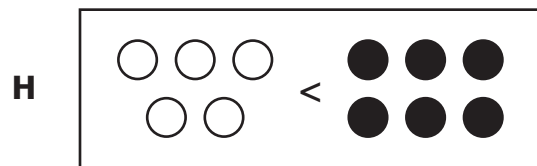
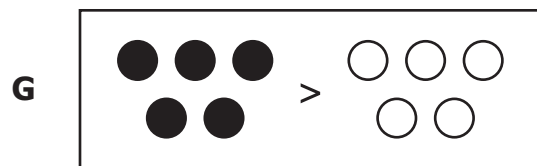
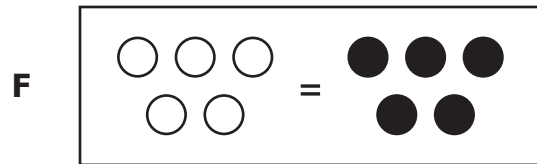


11 All of these circles are the same size. Within each circle the pieces are equally divided. Which circle has the *least* amount shaded?





Based on the representations shown, which of the following is true?



13 Which is equivalent to $\frac{3}{20}$?

- A** 3%
- B** 5%
- C** 15%
- D** 20%

14 Which of the following is a composite number?

- F** 13
- G** 15
- H** 17
- J** 23

15 The ratio of boys to girls in Room B is 15 to 12. What is the ratio of girls to *total* students in Room B ?

- A** 12 to 27
- B** 12 to 15
- C** 15 to 27
- D** 15 to 12

16 What is the greatest common factor of 12 and 20 ?

- F** 2
- G** 4
- H** 60
- J** 240

17 Which of the following is true?

- A** $0.310 < 0.275$
- B** $0.325 > 0.310$
- C** $0.325 < 0.275$
- D** $0.310 > 0.325$

18 Which is a prime number?

- F** 33
- G** 35
- H** 37
- J** 39

- 19 The picture shows a section of Main Street. The car in the picture is 15 feet long.



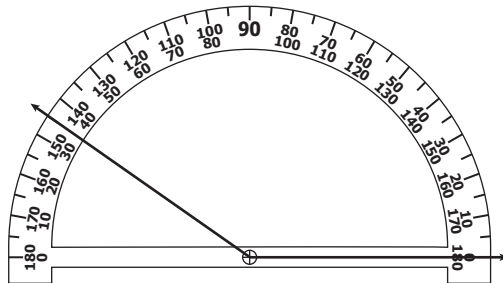
Which estimate is *closest* to the length of the section of Main Street shown in the picture?

- A 15 ft
 - B 30 ft
 - C 45 ft
 - D 60 ft
- 20 Lou is making a pizza that has a radius of 9 inches. Which is closest to the area of the pizza?
- F 1,017.36 sq in.
 - G 254.34 sq in.
 - H 56.52 sq in.
 - J 25.434 sq in.

21 Which statement is true about both a pyramid *and* a cone?

- A Both have at least one vertex.
- B Both have a circular base.
- C Both have a rectangular base.
- D Both have at least one triangular face.

22 Which is closest to the measure of the angle shown?

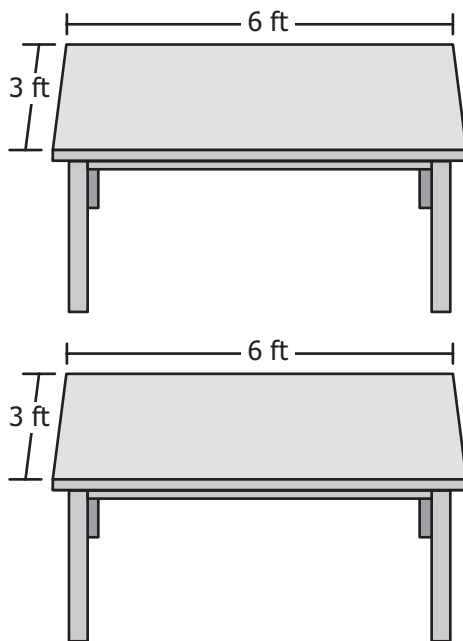


- F 35°
- G 45°
- H 145°
- J 155°

23 Which word does *not* apply to every rectangle?

- A Parallelogram
- B Quadrilateral
- C Polygon
- D Rhombus

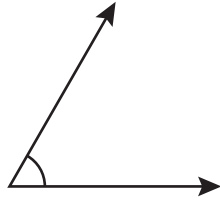
- 24 Casey and her friends went to the library to work on their social studies project. They pushed the two tables pictured together.



What will be the total area of the top of the two tables when they are pushed together?


- F** 18 square feet
- G** 24 square feet
- H** 36 square feet
- J** 48 square feet

25 Petra drew the angle shown.

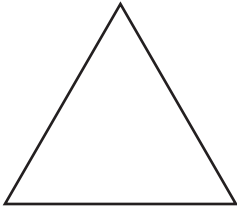


Which figure most likely has an angle that is congruent to the angle Petra drew?

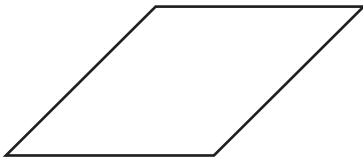
A




B



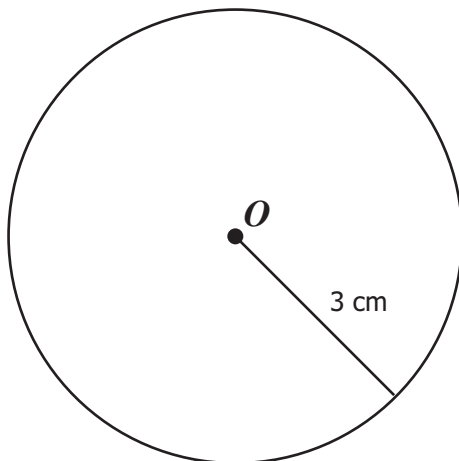
C



D

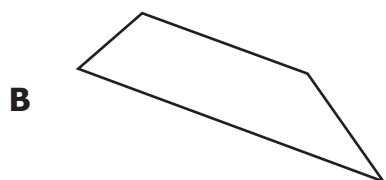
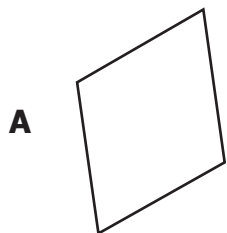


26 Which is closest to the circumference of circle O shown?

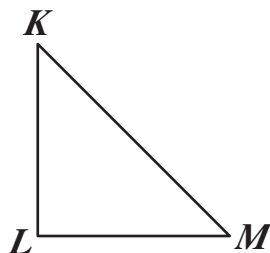


- F 113.04 cm
- G 75.36 cm
- H 37.68 cm
- J 18.84 cm

27 Which figure appears to have *exactly* one pair of parallel sides?

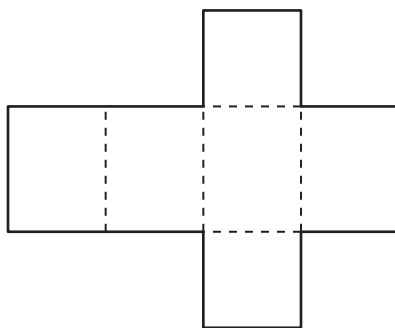


28 Which is *closest* to the measure of $\angle M$ in the figure shown?



- F 180°
- G 90°
- H 60°
- J 45°

- 29 What three-dimensional object will be formed when the figure below is folded on the dashed lines?



- A Cone
B Cylinder
C Square pyramid
D Rectangular prism
- 30 Anna rode her bicycle 12.4 kilometers. How many meters did she ride?
- F 0.124 meter
G 1,240 meters
H 12,400 meters
J 124,000 meters

- 31 A clerk recorded the number of pairs of jeans sold each day at a store. The data are displayed on the stem-and-leaf plot.

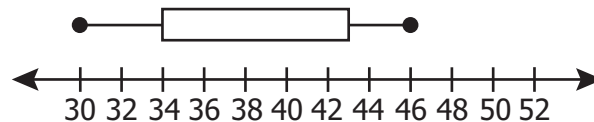
Stem	Leaf
0	9
1	2 5 5 6 8 9
2	0 0 1 1 1 5 5 5 5
3	2 5 6
4	
5	8

Key
1 5 = 15

Which of the following statements is *true* according to the data in the stem-and-leaf plot?

- A The number of pairs of jeans sold each day was between 0 and 8.
- B The stem-and-leaf plot displays 26 days of sales.
- C The median for the data is 25.
- D The mode for the data is 25.

- 32 What is missing from the box-and-whisker plot?



- F Median
- G Range
- H Upper quartile
- J Lower quartile



33 Look at the table.

Travel Time to School

Student	Time (in minutes)
Jennifer	14
Randy	10
Kris	6
Jordan	18
Tia	13
Sam	10
Josh	9
Simon	15
Ray	10

What is the range for the times listed in the table?













- A** 4 min
- B** 9 min
- C** 10 min
- D** 12 min

34 Claire flips a fair coin with sides  and . Kris rolls a fair number cube with sides







1	2	3	4	5	6
---	---	---	---	---	---

. Which shows all of the possible combinations of one flip and one roll?







F

	<table border="1" data-bbox="363 359 412 407"><tr><td>1</td></tr></table>	1		<table border="1" data-bbox="586 359 634 407"><tr><td>2</td></tr></table>	2		<table border="1" data-bbox="808 359 857 407"><tr><td>3</td></tr></table>	3
1								
2								
3								
	<table border="1" data-bbox="363 464 412 512"><tr><td>4</td></tr></table>	4		<table border="1" data-bbox="586 464 634 512"><tr><td>5</td></tr></table>	5		<table border="1" data-bbox="808 464 857 512"><tr><td>6</td></tr></table>	6
4								
5								
6								
	<table border="1" data-bbox="363 569 412 617"><tr><td>1</td></tr></table>	1		<table border="1" data-bbox="586 569 634 617"><tr><td>2</td></tr></table>	2		<table border="1" data-bbox="808 569 857 617"><tr><td>3</td></tr></table>	3
1								
2								
3								
	<table border="1" data-bbox="363 674 412 722"><tr><td>4</td></tr></table>	4		<table border="1" data-bbox="586 674 634 722"><tr><td>5</td></tr></table>	5		<table border="1" data-bbox="808 674 857 722"><tr><td>6</td></tr></table>	6
4								
5								
6								









G

	<table border="1" data-bbox="363 835 412 884"><tr><td>1</td></tr></table>	1		<table border="1" data-bbox="586 835 634 884"><tr><td>2</td></tr></table>	2		<table border="1" data-bbox="808 835 857 884"><tr><td>3</td></tr></table>	3
1								
2								
3								
	<table border="1" data-bbox="363 940 412 989"><tr><td>4</td></tr></table>	4		<table border="1" data-bbox="586 940 634 989"><tr><td>5</td></tr></table>	5		<table border="1" data-bbox="808 940 857 989"><tr><td>6</td></tr></table>	6
4								
5								
6								

H

											
<table border="1" data-bbox="293 1203 342 1251"><tr><td>1</td></tr></table>	1	<table border="1" data-bbox="367 1203 415 1251"><tr><td>2</td></tr></table>	2	<table border="1" data-bbox="513 1203 561 1251"><tr><td>3</td></tr></table>	3	<table border="1" data-bbox="586 1203 634 1251"><tr><td>4</td></tr></table>	4	<table border="1" data-bbox="732 1203 781 1251"><tr><td>5</td></tr></table>	5	<table border="1" data-bbox="805 1203 854 1251"><tr><td>6</td></tr></table>	6
1											
2											
3											
4											
5											
6											

J

		<table border="1" data-bbox="521 1356 570 1404"><tr><td>1</td></tr></table>	1	<table border="1" data-bbox="594 1356 643 1404"><tr><td>2</td></tr></table>	2	<table border="1" data-bbox="740 1356 789 1404"><tr><td>2</td></tr></table>	2	<table border="1" data-bbox="805 1356 854 1404"><tr><td>3</td></tr></table>	3
1									
2									
2									
3									
		<table border="1" data-bbox="521 1461 570 1509"><tr><td>1</td></tr></table>	1	<table border="1" data-bbox="594 1461 643 1509"><tr><td>3</td></tr></table>	3	<table border="1" data-bbox="740 1461 789 1509"><tr><td>2</td></tr></table>	2	<table border="1" data-bbox="805 1461 854 1509"><tr><td>4</td></tr></table>	4
1									
3									
2									
4									
		<table border="1" data-bbox="521 1566 570 1614"><tr><td>1</td></tr></table>	1	<table border="1" data-bbox="594 1566 643 1614"><tr><td>4</td></tr></table>	4	<table border="1" data-bbox="740 1566 789 1614"><tr><td>2</td></tr></table>	2	<table border="1" data-bbox="805 1566 854 1614"><tr><td>5</td></tr></table>	5
1									
4									
2									
5									
		<table border="1" data-bbox="521 1671 570 1719"><tr><td>1</td></tr></table>	1	<table border="1" data-bbox="594 1671 643 1719"><tr><td>5</td></tr></table>	5	<table border="1" data-bbox="740 1671 789 1719"><tr><td>2</td></tr></table>	2	<table border="1" data-bbox="805 1671 854 1719"><tr><td>6</td></tr></table>	6
1									
5									
2									
6									

35 Look at the table.

Songs on Seth's CD Player

Song Title	Artist
<i>Goin' Fishin'</i>	Tory Chambers
<i>Let's Play That Again</i>	Sound Off
<i>Morning News</i>	The Shipping Department
<i>Everybody Here Yet?</i>	185
<i>Down on Oak Street</i>	Tory Chambers
<i>Words I Like to Hear</i>	Fortune
<i>No Surprise</i>	185
<i>That's My Game</i>	Sound Off
<i>Forget About It</i>	Ellis Bell
<i>Equal Time</i>	Casey D
<i>Address Book</i>	Casey D
<i>Checking In</i>	Sound Off

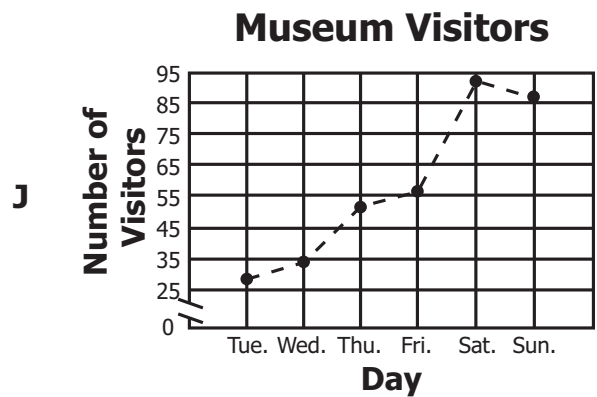
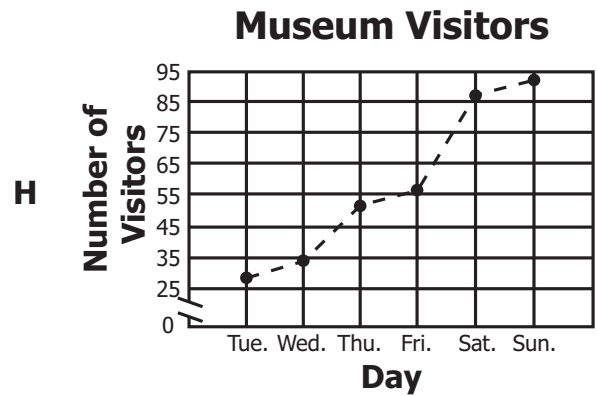
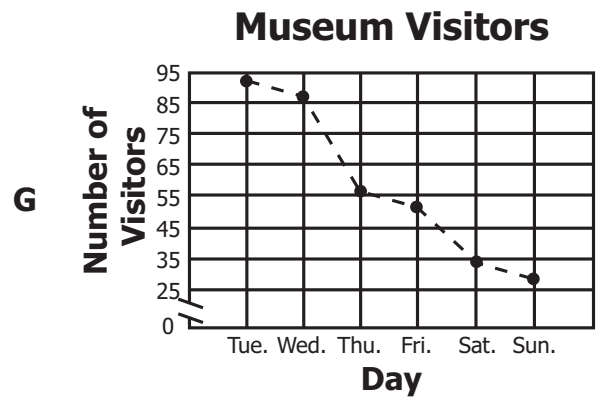
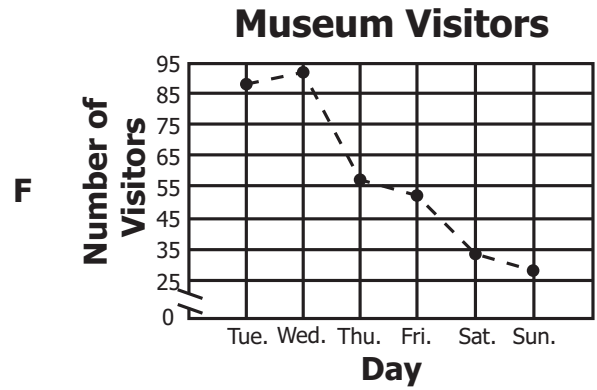
The songs on Seth's CD player play randomly. What is the probability that the next song played will be by the artist Sound Off?

- A $\frac{1}{12}$
- B $\frac{3}{12}$
- C $\frac{3}{24}$
- D $\frac{1}{7}$

- 36 This table shows the number of people who visited a museum over a 6-day period.

Day	Number of Visitors
Tue.	28
Wed.	34
Thu.	52
Fri.	56
Sat.	93
Sun.	87

Which graph best displays the information in the table?




37 Which statement is *false*?

- A** A set of data always has a mode.
- B** A set of data may have exactly one mode.
- C** A set of data may have more than one mode.
- D** The mode is the piece of data that occurs most frequently.

38 What is the median for this set of data?

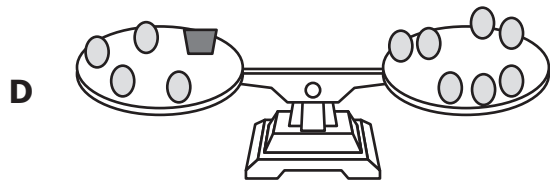
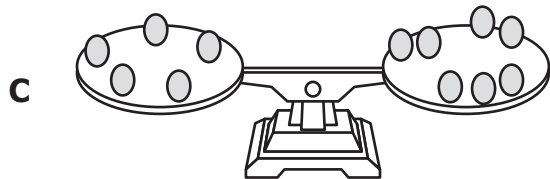
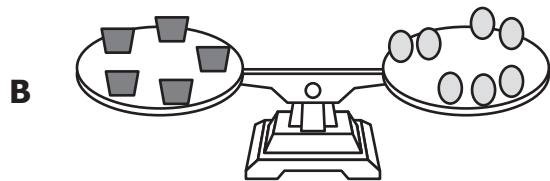
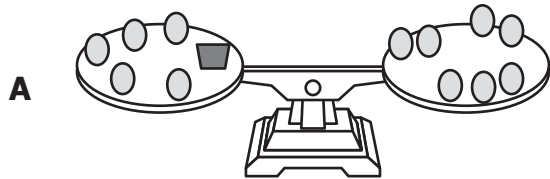
{ 217, 243, 203, 206, 230, 195, 243 }

- F** 206
- G** 217
- H** 220
- J** 243


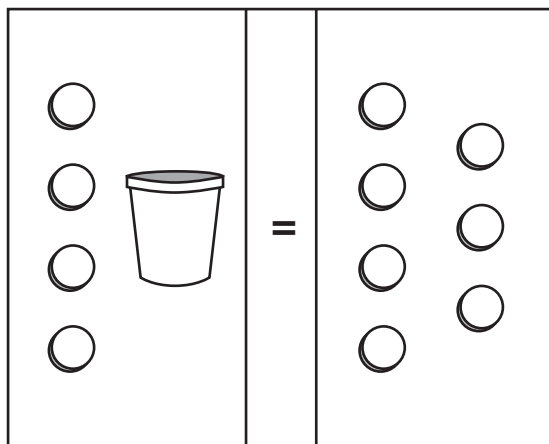
 represents x
 represents 1

Using the representations above, which correctly represents the following number sentence if each scale is balanced?

$$5 + x = 7$$



40 Look at the equation mat.



What is the value of x ?

- F 11
- G 7
- H 3
- J 2

41 Look at the table.

Part of
Patrick's Pattern

Term	Value
11	121
12	144
13	169
14	196
15	225

Which rule does Patrick's pattern follow?

- A Add 110 to the term to get the value.
- B Multiply 11 by the term to get the value.
- C Double the term to get the value.
- D Square the term to get the value.

42 Which pattern would be the result of a rule in which two triangles always follow a square, and a circle can only appear after every fourth triangle?



43 What value of p will make the following number sentence true?

$$14p = 182$$

- A 13
- B 168
- C 196
- D 2,548

44 Look at the table.

x	y
1	3
2	6
3	9
4	12
5	15
6	18
7	21

Which rule *best* describes the relationship between all the x and y values in the table?

- F Add 2 to the x -value to get the y -value.
- G Subtract 14 from the y -value to get the x -value.
- H Divide the y -value by 2 to get the x -value.
- J Multiply the x -value by 3 to get the y -value.

45 Tammy wrote the following values for powers of 10.

$$10^2 = 100$$

$$10^3 = 1,000$$

$$10^4 = 10,000$$

$$10^5 = 100,000$$

Based on the pattern, which is equivalent to 100,000,000 ?

A 10^6

B 10^7

C 10^8

D 10^9

46 Which is an equation?

F $h - 5 = \frac{32}{8}$

G $6x - 3$

H $5y + 1 > 2$

J $4t^2$

47 Jeff multiplied each term in the pattern below by the same number.

1, 4, 16, 64

If the pattern continues, what will be the 6th term?

- A** 84
- B** 112
- C** 256
- D** 1,024

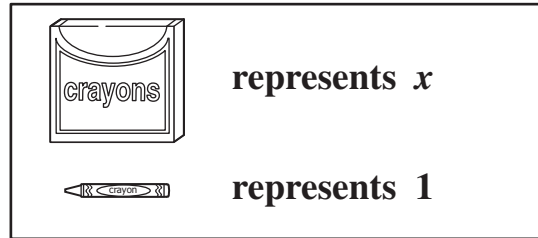
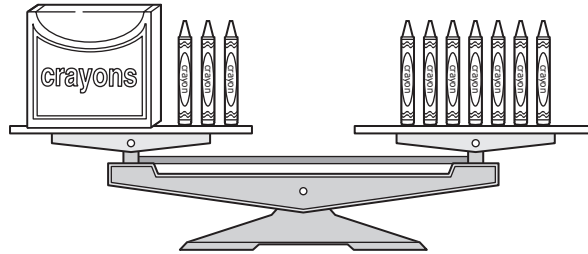
48

405, 135, 45, 15

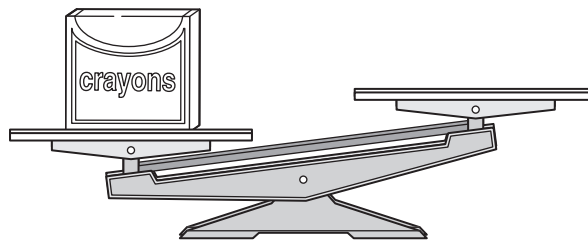
Dylan began his number pattern with 405. To determine each new number in the pattern, he performed the same operation on the previous number. Which operation could have been used for the pattern?





- F** Divide by 3
- G** Multiply by 3
- H** Subtract 270
- J** Divide by 5

49 The scale below is balanced.



Using the representations and scale above, which could be placed on the right side of the following scale to make it balanced?



- A 
- B 
- C 
- D 

50 A variable is –

- F** the numerical factor in a term
- G** a mathematical sentence stating that two expressions are equal
- H** a symbol used to represent an unspecified member of a set
- J** a number in an expression of sums and/or differences



Answer Key-6073-M0118

Test Sequence Number	Correct Answer	Reporting Category	Reporting Category Description
1	C	002	Computation and Estimation
2	G	002	Computation and Estimation
3	D	002	Computation and Estimation
4	H	002	Computation and Estimation
5	A	002	Computation and Estimation
6	G	002	Computation and Estimation
7	C	002	Computation and Estimation
8	G	002	Computation and Estimation
9	D	002	Computation and Estimation
10	F	002	Computation and Estimation
11	D	001	Number and Number Sense
12	J	001	Number and Number Sense
13	C	001	Number and Number Sense
14	G	001	Number and Number Sense
15	A	001	Number and Number Sense
16	G	001	Number and Number Sense
17	B	001	Number and Number Sense
18	H	001	Number and Number Sense
19	C	003	Measurement and Geometry
20	G	003	Measurement and Geometry
21	A	003	Measurement and Geometry
22	H	003	Measurement and Geometry
23	D	003	Measurement and Geometry
24	H	003	Measurement and Geometry
25	B	003	Measurement and Geometry
26	J	003	Measurement and Geometry
27	B	003	Measurement and Geometry
28	J	003	Measurement and Geometry
29	D	003	Measurement and Geometry
30	H	003	Measurement and Geometry
31	D	004	Probability and Statistics
32	F	004	Probability and Statistics
33	D	004	Probability and Statistics
34	F	004	Probability and Statistics
35	B	004	Probability and Statistics
36	J	004	Probability and Statistics
37	A	004	Probability and Statistics
38	G	004	Probability and Statistics
39	A	005	Patterns, Functions, and Algebra
40	H	005	Patterns, Functions, and Algebra
41	D	005	Patterns, Functions, and Algebra
42	F	005	Patterns, Functions, and Algebra
43	A	005	Patterns, Functions, and Algebra
44	J	005	Patterns, Functions, and Algebra
45	C	005	Patterns, Functions, and Algebra
46	F	005	Patterns, Functions, and Algebra
47	D	005	Patterns, Functions, and Algebra
48	F	005	Patterns, Functions, and Algebra
49	B	005	Patterns, Functions, and Algebra
50	H	005	Patterns, Functions, and Algebra

Grade 6 Math, Core 1

If you get this many items correct:	Then your converted scale score is:
0	000
1	026
2	081
3	114
4	138
5	157
6	173
7	187
8	200
9	211
10	221
11	231
12	240
13	249
14	257
15	265
16	273
17	280
18	288
19	295
20	302
21	309
22	315
23	322
24	329
25	336
26	342
27	349
28	356
29	363
30	370
31	377
32	384
33	392
34	399
35	407
36	415
37	424
38	433
39	442
40	452
41	463
42	475
43	487
44	502
45	518
46	538
47	562
48	596
49	600
50	600

